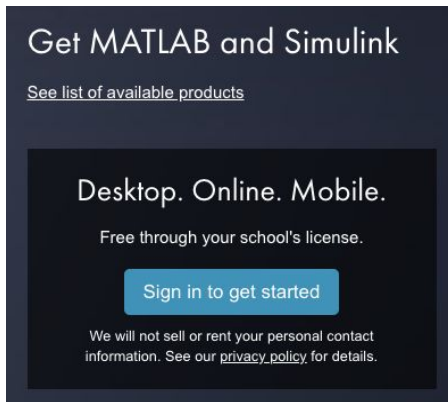


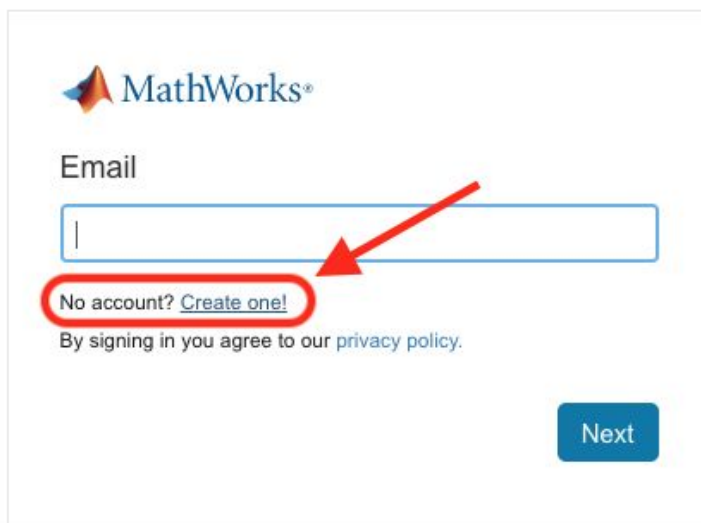


## Faculty - Creating a Mathworks.com Account

- 1) Go to [PVCC Mathworks Portal Page](#)
- 2) Click on the **Sign in to get started** button



- 3) On the next screen, please click the **No Account? Create One!** Link to begin the account creation process.



- 4) The **Create MathWorks Account** page will load. Enter your information, using your **Maricopa email** address in the ***first.last@paradisevalley.edu*** format. ***You are required to use your Maricopa issued email address.*** Click the **Create** button.



### Create MathWorks Account

**Email Address**  ✓  
**i** To access your organization's MATLAB license, use your work or university email.

**Location**  ▼

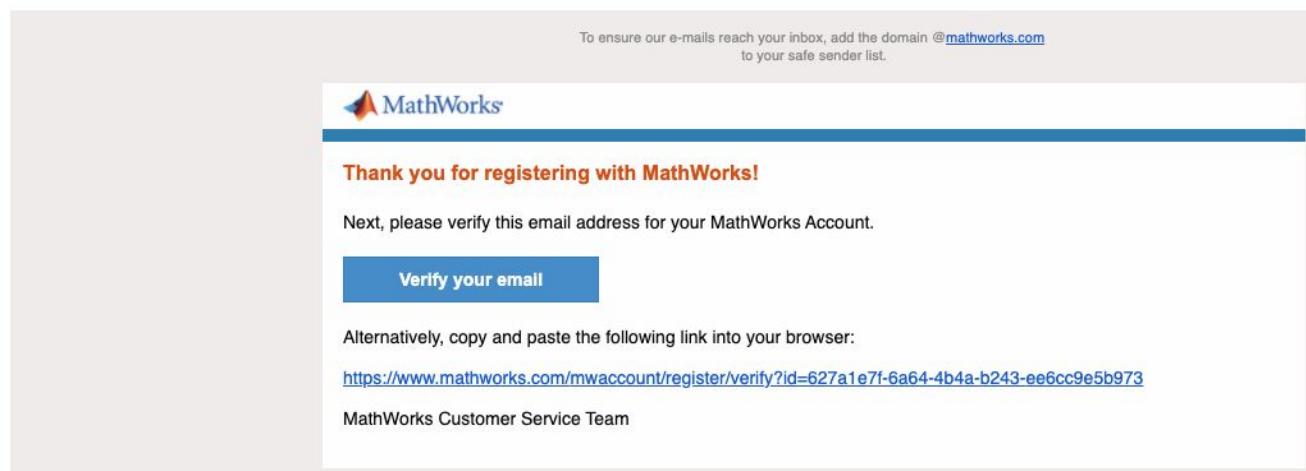
**Which best describes you?**  ▼

**Are you at least 13 years or older?**  Yes  No

6) After you have submitted your request, you will receive a message in your inbox from Mathworks to **Verify your email** in your student email account. Please log into your [Google Apps](#) account to confirm creation. Click the **Verify** button.

Verify Email Address Inbox x

[service@account.mathworks.com](mailto:service@account.mathworks.com) [Unsubscribe](#)  
to me ▼



7) Once the page loads, you will be asked to finish creating your Mathworks profile. Please follow the exact answer format in the screenshot below. **You need to specify Paradise Valley Community College in the School / University box. You do not need to enter an activation key. (leave blank)** Click **Create** when completed.



# PARADISE VALLEY COMMUNITY COLLEGE

A MARICOPA COMMUNITY COLLEGE



**First Name**  ✓

**Last Name**  ✓

**Password**  ✓

**Password Confirmation**  ✓

**What describes your role?**  ▼

**Department**  ▼

### Location of your School/University

Please provide the following information in English.

**Location of School/University**  ▼

**State/Province of School/University**  ▼

**School / University**  ✓

### Link Your Account to a License

If you have MATLAB already, enter your activation key or license number here. [What will this allow me to do?](#)

**Activation Key or License Number (Optional)**

Type 'license' at the MATLAB prompt to get your [license number](#) or get an activation key from your MATLAB administrator.

### Help

**Technical problems or questions about your account?**

Yes! Direct me to the Contact Support page.

I accept the Online Services Agreement

Create



8) After the account is created, it is automatically linked to Paradise Valley's license. You should receive a confirmation message that looks like the following screenshot. You may now choose to download and install a copy of MATLAB on your computer, or log into [MATLAB Online](#).

The screenshot shows the MathWorks License Center interface. At the top left is the MathWorks logo. On the right, there is a 'Get MATLAB' button and a user profile icon. Below the header is a dark blue bar with the text 'License Center'. Underneath, there are navigation links for 'Licenses', 'Trials', and 'Prereleases', and a 'Contact support' link with a phone icon. A green notification box contains a checkmark and the text: 'License 40918165 is now linked to your MathWorks Account.' Below this, a section titled 'Install and Activate Software on a Computer' contains two steps: 'STEP 1: Download the installer to the computer you want to activate.' and 'STEP 2: While connected to the Internet, run the installer to download your product files and activate.' A 'Download Installer' button is located at the bottom right of this section. To the right of the installation instructions are two sections: 'HELPFUL RESOURCES' with links to 'View this license in the License Center.', 'Manage your account information and your software in My Account.', 'Read up on installation and activation for users or troubleshoot issues on the support page.', and 'Use MATLAB Academy to learn the basics and get started.'; and 'ACCESS MATLAB ON THE WEB' with a link '» Use MATLAB Online'.